


Q1 Would you like more access to locally grown food in Hāna?

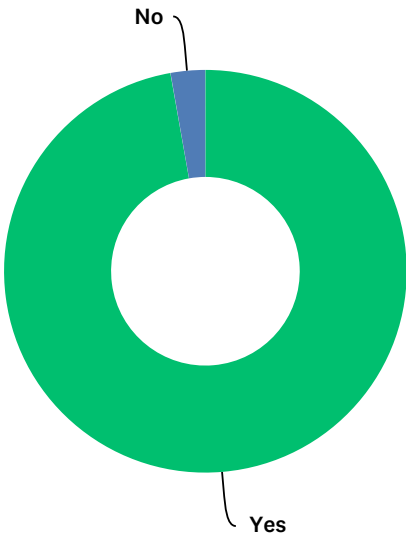
Answered: 216 Skipped: 0



ANSWER CHOICES	RESPONSES	
Yes	98.61%	213
No	1.39%	3
TOTAL		216

Q2 Would you or your ‘ohana attend a farmers market in Hāna?

Answered: 216 Skipped: 0

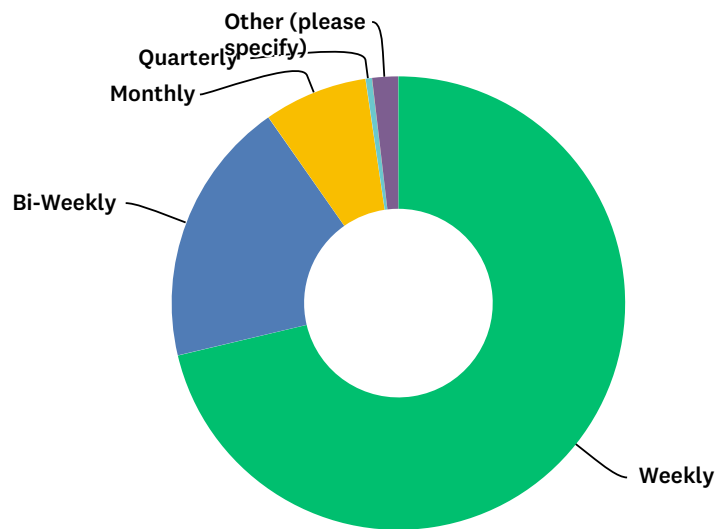


ANSWER CHOICES	RESPONSES	
Yes	97.22%	210

No	2.78%	6
TOTAL		216

Q3 How often would you like to see a farmers market in Hāna?

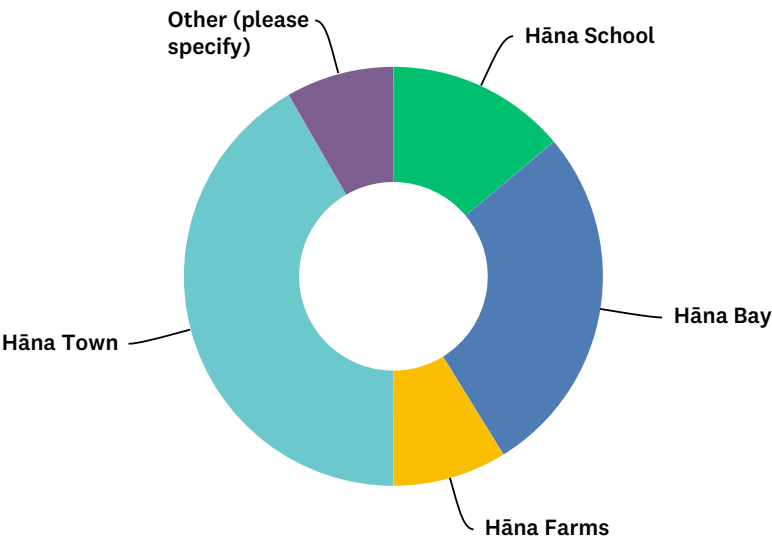
Answered: 216 Skipped: 0



ANSWER CHOICES	RESPONSES	
Weekly	71.30%	154
Bi-Weekly	18.98%	41
Monthly	7.41%	16
Quarterly	0.46%	1
Other	0.00%	0
Other (please specify)	1.85%	4
TOTAL		216

Q4 Where would you most likely attend a farmers market in Hāna?

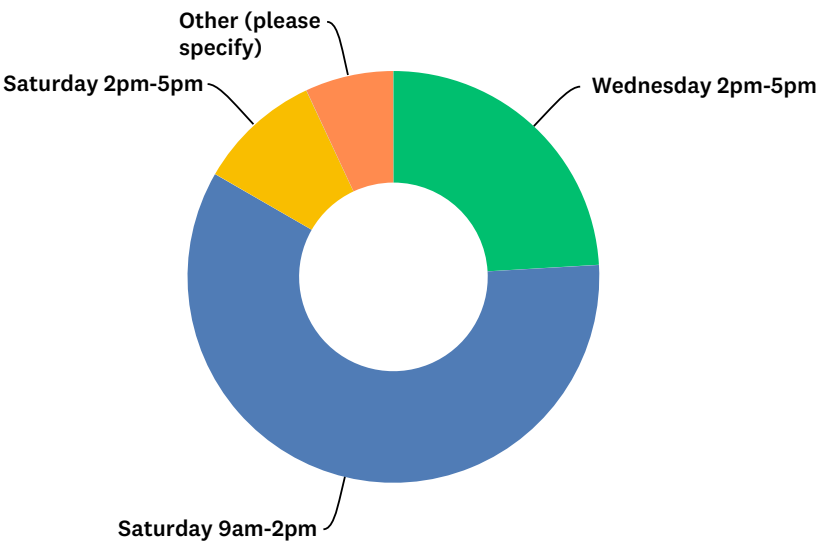
Answered: 216 Skipped: 0



ANSWER CHOICES	RESPONSES	
Hāna School	13.89%	30
Hāna Bay	27.31%	59
Hāna Farms	8.80%	19
Hāna Town	41.67%	90
Non of the above	0.00%	0
Other (please specify)	8.33%	18
TOTAL		216

Q5 When would you more than likely attend a farmers market in Hāna?

Answered: 216    Skipped: 0

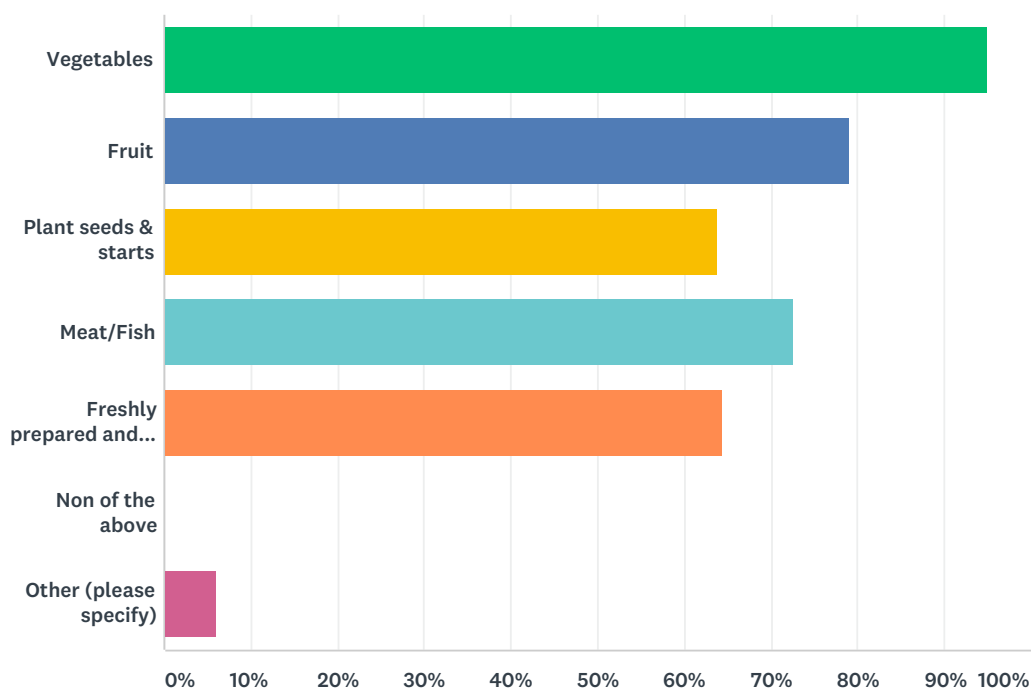


ANSWER CHOICES	RESPONSES	
Wednesday 2pm-5pm	24.07%	52

Saturday 9am-2pm	59.26%	128
Saturday 2pm-5pm	9.72%	21
None of These	0.00%	0
Other (please specify)	6.94%	15
<b>TOTAL</b>		<b>216</b>

## Q6 Which Item(s) would you likely purchase from a farmers market? - check all that apply-

Answered: 216 Skipped: 0



ANSWER CHOICES	RESPONSES	
Vegetables	94.91%	205
Fruit	79.17%	171
Plant seeds & starts	63.89%	138
Meat/Fish	72.69%	157
Freshly prepared and or packaged food/drink such as coffee, baked goods, jam, salsa, poi, etc...	64.35%	139
Non of the above	0.00%	0
Other (please specify)	6.02%	13
Total Respondents: 216		

Q7 We encourage you to share any additional comments regarding a local farmers market in Hāna. It will greatly assist our efforts. If you are

interested in vending, please leave your name, telephone number and or email address and we will contact you for more information.

Answered: 66   Skipped: 150